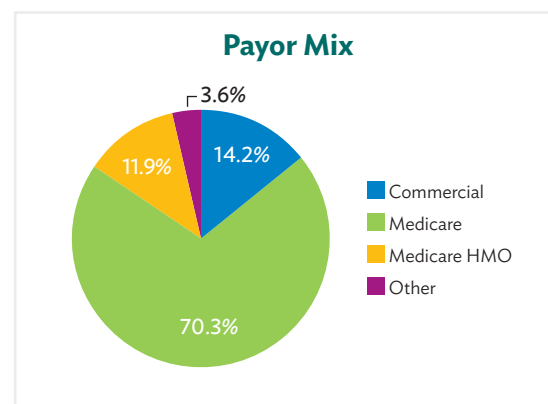
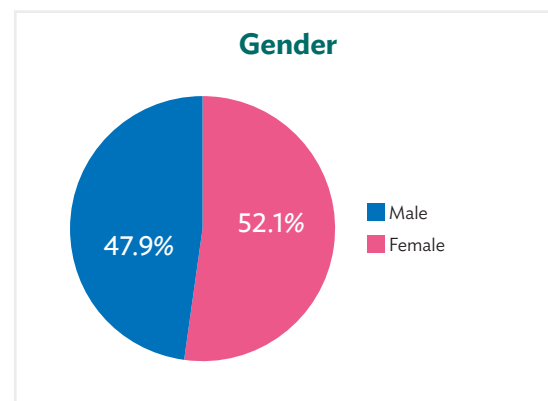
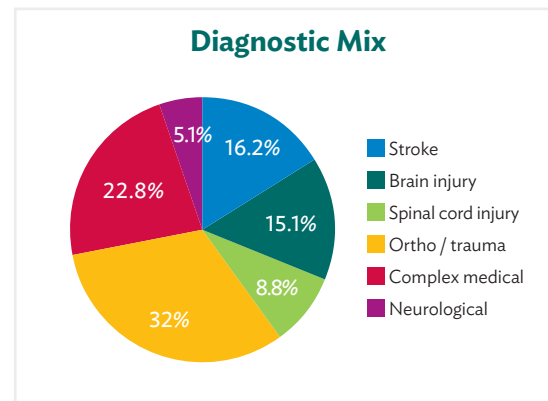


Patient Outcomes

January – December 2020

	No. of patients	Average age	Average length of stay	Patient satisfaction
Stroke	121	68.8 years	16.4 days	94.4%
Brain injury	113	69.7 years	13.9 days	89.4%
Spinal cord injury	66	70.7 years	13.0 days	90.3%
Orthopedic / trauma	240	75.4 years	12.7 days	95.0%
Complex medical	171	74.4 years	11.7 days	90.5%
Neurological	38	64.7 years	13.9 days	94.4%
Total/average	749	72.3 years	13.3 days	92.7%

	Discharge Destination			
	Home	Skilled nursing	Acute hospital	Other
Stroke	74.4%	16.5%	8.3%	0.8%
Brain injury	77.0%	6.2%	15.9%	0.9%
Spinal cord injury	90.9%	7.6%	1.5%	0%
Orthopedic / trauma	82.5%	10.8%	6.7%	0%
Complex medical	79.5%	6.4%	13.5%	0.6%
Neurological	79.0%	15.7%	5.3%	0%
Total/average	80.2%	10.0%	9.4%	0.4%



Our patients receive an average of 3 hours and 14 minutes of therapy per day, five days per week.